

## Edge of Arlington Saw & Tool, Inc.

124 South Collins

Arlington, TX 76010

Phone: 817-461-7171 • Fax: 817-795-6651

Toll Free: 888-461-7171

Email: [info@eoasaw.com](mailto:info@eoasaw.com)

Website: [www.eoasaw.com](http://www.eoasaw.com)

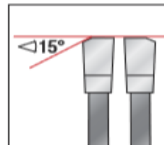


### Item #STL160-48, Amana A.G.E. Series Steel For Use W/Low RPM Specialty Saws

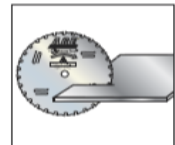
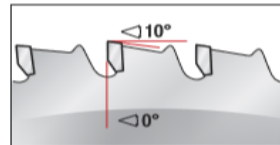
**\$82.99**

Thank you for shopping with us!

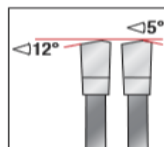
**The ideal blade for cutting all metals.** Designed to easily cut through steel studs, steel sheets, metal rods, steel pipes, channels, and rebar\*. Specially designed carbide grade resists breakage and lasts longer than standard carbide or abrasive discs. The ideal blade for cutting through all sorts of metal due to its unique tooth geometry, special carbide, and its chip limiting steel support. Carbide-Tipped Blades for Alloy & Virgin Steels: -Special carbide grade resists breakage, lasts longer -Cuts through alloy and virgin steels -Chip limiting steel support to prevent over feeding - Can be re-sharpened for increased value \*Denotes 5/8 arbor with diamond knockout. \*Cutting high strength rebar materials will reduce blade life due to material toughness. **Warning:** Not to be used on multi-purpose cut-off saws or gas powered saws. Not recommended for cutting non-ferrous alloys, wood, glass,




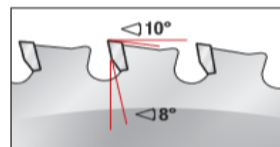
**FWF GRIND**  
FLAT TOOTH WITH BEVEL LEFT-RIGHT 0° HOOK



**ALLOY & VIRGIN STEEL**



**WWF GRIND**  
ATB/ATB 8° HOOK



**LOW RPM**  
CUTTING SAWS ONLY



**ALLOY AND VIRGIN STEEL**

**EXCELLENT ✓**

- Cuts through alloy and virgin steels
- Special carbide grade resists breakage, lasts longer
- Chip limiting steel support to prevent over feeding
- Can be re-sharpened

concrete, or plastic.



**WARNING!**

For use with low RPM chop saws only. Not to be used on multi-purpose cut-off saws or gas powered saws.

Steel Cutting Blades can only be used on dry-cutting chop saws like Jepson™, so long as the recommended RPM is not surpassed. Ganging of materials being cut is not recommended and damage to machinery, saw blades or serious injury to personnel could result! Refer to your machine owner's manual.

## SPECIFICATIONS

<b>Manufacturer</b>	Amana Tool
<b>Diameter</b>	6 1/4 in
<b>Bore</b>	5/8 in
<b>Grind</b>	FWF
<b>Hook Angle</b>	--
<b>Kerf</b>	0.079 in
<b>Note</b>	5/8 arbor with diamond knockout.
<b>Plate</b>	0.063 in
<b>RPM</b>	Recommended Range of 5,000-6,500
<b>Teeth</b>	48