

Edge of Arlington Saw & Tool, Inc.

124 South Collins
Arlington, TX 76010
Phone: 817-461-7171 • Fax: 817-795-6651
Toll Free: 888-461-7171
Email: info@eoasaw.com
Website: www.eoasaw.com



Item #SST355-84, Amana A.G.E. Series Stainless Steel For Use W/Low RPM Specialty Saws \$288.83

Thank you for shopping with us!

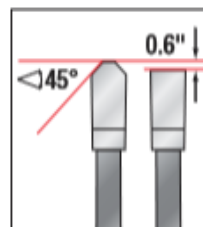
Crosscut Stainless Steel New generation of saw blades designed for low RPM dry-cutter and miter saws to crosscut stainless steel without lubrication. **Warning!** For use with low RPM chop saws only. Stainless Steel Cutting Blades can only be used on dry-cutting chop saws like Jepson™, so long as the recommended RPM is not surpassed. Ganging of materials being cut is not recommended and damage to machinery, saw blades, or serious injury to personnel could result! Refer to your machine owner's manual. **Warning:** Not to be used on multi-purpose cut-off saws or gas powered saws. Not recommended for non-ferrous metals, wood, glass, concrete, or

WARNING!

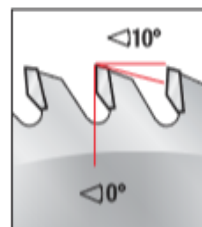
For use with low RPM chop saws only. Not to be used on multi-purpose cut-off saws or gas powered saws.

Steel Cutting Blades can only be used on dry-cutting chop saws like Jepson™, so long as the recommended RPM is not surpassed. Ganging of materials being cut is not recommended and damage to machinery, saw blades or serious injury to personnel could result! Refer to your machine owner's manual.

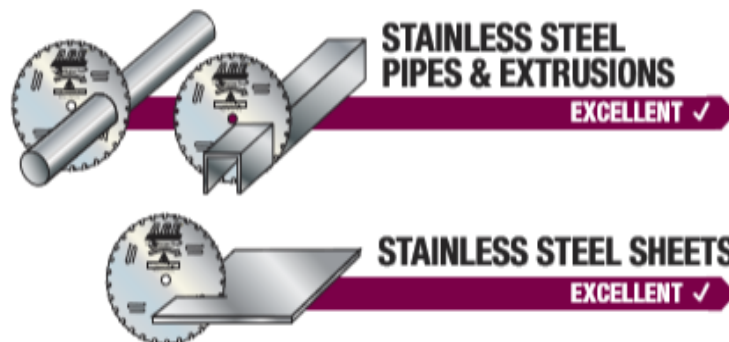
plastic.



TC GRIND



LOW RPM
CUTTING SAWS ONLY



SPECIFICATIONS

Manufacturer	Amana Tool
Diameter	14 in
Bore	1 in
Grind	TCG
Kerf	0.095 in
Note	Optional 1 in to 5/8 in bushing use #BU-100
Plate	0.079 in
RPM	1,700
Teeth	84