



## Edge of Arlington Saw & Tool, Inc.

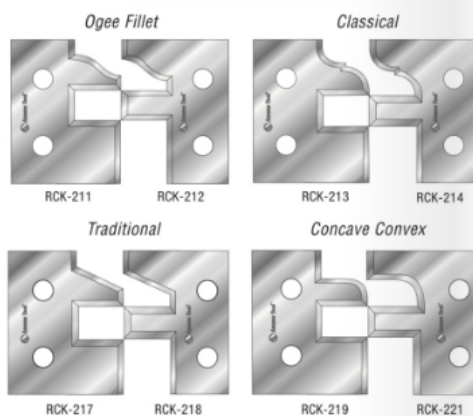
124 South Collins  
Arlington, TX 76010  
Phone: 817-461-7171 • Fax: 817-795-6651  
Toll Free: 888-461-7171  
Email: [info@eoasaw.com](mailto:info@eoasaw.com)  
Website: [www.eoasaw.com](http://www.eoasaw.com)



### Item #RC-1130, Amana Tool CNC Insert Stile & Rail Set 2-5/8" Dia x 1-11/64" CH x 1/2" Shank (Industrial)

Thank you for shopping with us! Our stile & rail sets give you two complete bits, one for doing the rail cuts and one for the stiles. Make cabinet doors and all varieties of frame-and-panel assemblies for furniture and architectural applications. Set comes with Ogee knives installed (#RCK-215 & #RCK-216). Optional knives available. Replacement parts: Screw #67117; Key #5005  

*Additional Knives Sold Separately*



## SPECIFICATIONS

<b>Manufacturer</b>	Amana Tool
<b>Diameter</b>	2 5/8 in
<b>Cut Height, Length, or Width</b>	1 11/64 in
<b>Cut Depth</b>	3/8 in
<b>Overall Length</b>	3 1/8 in
<b>Radius</b>	1/4 in
<b>Shank</b>	1/2 in
<b>Knives</b>	Ogee knives installed #RCK-215 & RCK-216. Optional sold separately: Ogee Fillet RCK-211 & RCK-212, Classical RCK-213 & RCK-214, Concave Convex RCK-218, RCK-221
<b>Replacement Parts</b>	Screw #67117; Key #5005