

# Edge of Arlington Saw & Tool, Inc.

124 South Collins  
Arlington, TX 76010  
Phone: 817-461-7171 • Fax: 817-795-6651  
Toll Free: 888-461-7171  
Email: [info@eoasaw.com](mailto:info@eoasaw.com)  
Website: [www.eoasaw.com](http://www.eoasaw.com)



## Item #MD12-720TB, Amana A.G.E. Series Thin Kerf Cut-Off & Crosscut Saw Blades

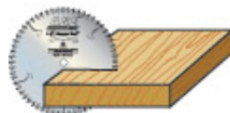
Thank you for shopping with us!

### Smooth crosscuts & long cutting life.

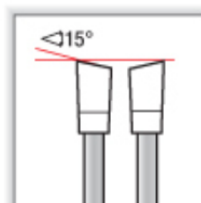
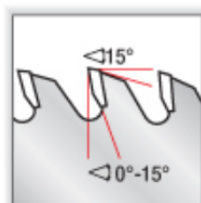
These blades are designed for smooth crosscuts in a variety of materials from hardwoods, softwoods, and sheet goods including chipboard. The alternate top bevel and 15° hook angle provides a smooth surface and a long cutting life.

**Warning:** Not recommended for cutting non-ferrous alloys, plastic, laminate, and melamine.

	NOT RECOMMENDED	FAIR	GOOD	EXCELLENT
 CROSSCUT				
 PLYWOOD				
 NON-FERROUS ALLOYS				
 PLASTIC				
 LAMINATE				
 MELAMINE				



Soft / Hardwood Crosscut



## SPECIFICATIONS

<b>Manufacturer</b>	Amana Tool
<b>Bore</b>	1 in
<b>Diameter</b>	12 in
<b>Hook Angle</b>	15 deg
<b>Kerf</b>	0.110 in
<b>Note</b>	Thin Kerf
<b>Pinholes</b>	--
<b>Plate</b>	0.071 in
<b>RPM</b>	6,200
<b>Teeth</b>	72