

Edge of Arlington Saw & Tool, Inc.

124 South Collins
Arlington, TX 76010
Phone: 817-461-7171 • Fax: 817-795-6651
Toll Free: 888-461-7171
Email: info@eoasaw.com
Website: www.eoasaw.com



Item #MD10-600, Amana A.G.E. Series Cut-Off & Crosscut Saw Blades: ATB \$66.34

Thank you for shopping with us!

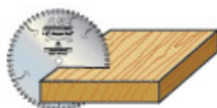
Smooth crosscuts & long cutting life.

These blades are designed for smooth crosscuts in a variety of materials from hardwoods, softwoods, and sheet goods including chipboard. The alternate top bevel and 12° hook angle provides a smooth surface and a long cutting life.

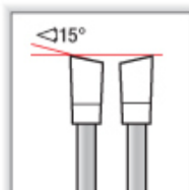
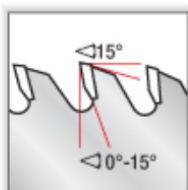
MD10-600: one of Amana's most popular blades

Warning: Not recommended for cutting non-ferrous alloys, plastic, laminate, and melamine.

	NOT RECOMMENDED	FAIR	GOOD	EXCELLENT
 CROSSCUT				
 PLYWOOD				
 NON-FERROUS ALLOYS				
 PLASTIC				
 LAMINATE				
 MELAMINE				



Soft / Hardwood Crosscut



SPECIFICATIONS

Manufacturer	Amana Tool
Bore	5/8 in
Diameter	10 in
Hook Angle	12 deg
Kerf	0.126 in
Note	One of Amana's most popular blades
Pinholes	--
Plate	0.087 in
RPM	7,600
Teeth	60