

Edge of Arlington Saw & Tool, Inc.

124 South Collins
Arlington, TX 76010
Phone: 817-461-7171 • Fax: 817-795-6651
Toll Free: 888-461-7171
Email: info@eoasaw.com
Website: www.eoasaw.com



Item #MD10-601, Amana A.G.E. Series General Purpose Saw Blades: TCG Grind \$68.59

















Thank you for shopping with us!

Designed for clean cuts in plywood and single-sided laminates.

These blades are specifically designed for clean cuts in plywood and single-sided laminates. The greater number of teeth, triple-chip grind, and 12° hook angle provide an excellent balance between feed resistance and finish. For a chip-free edge on both top and bottom sides of the double-sided laminates, it is recommended to use a [scoring blade](#) along with these blades.

MD10-601: one of Amana's most popular saw blades.

Warning: Not recommended for cutting non-ferrous alloys and melamine.

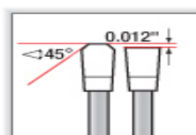
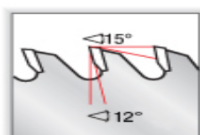
	NOT RECOMMENDED	FAIR	GOOD	EXCELLENT
 CHIPBOARD				
 MDF				
 LAMINATE				
 CROSSCUT				
 PLYWOOD				
 RIPPING				
 NON-FERROUS ALLOYS				
 MELAMINE				



Soft / Hardwood Crosscut



Plastic Laminate, Single & Double Sided



SPECIFICATIONS	
Manufacturer	Amana Tool
Diameter	10 in
Bore	5/8 in
Hook Angle	12 deg
Kerf	0.126 in
Note	A most popular saw blade
Pinholes	--
Plate	0.087 in
RPM	7,600
Teeth	60