

Edge of Arlington Saw & Tool, Inc.

124 South Collins

Arlington, TX 76010

Phone: 817-461-7171 • Fax: 817-795-6651

Toll Free: 888-461-7171

Email: info@eoasaw.com

Website: www.eoasaw.com



Item #LU2D02, Freud® Saw Blades to Cut Wooden Panels & Composites - Thin Kerf: LU2D Series \$69.66

Thank you for shopping with us!

Carbide-Tipped Blade for Crosscutting Wooden Panels and Composites. Silver I.C.E. Coating prevents build-up on the blade surface and keeps the blade running cooler and cleaner.

Machines: Circular saws, portable machines

Features: ATB 15° tooth with positive cutting angle

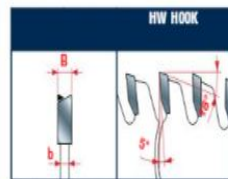
Material: Softwood, hard and exotic solid wood, chipboard, thermoplastic-wood composites, MDF laminated on one side

Ideal For: Crosscutting. The reduced cutting height makes workpiece feeding easier.

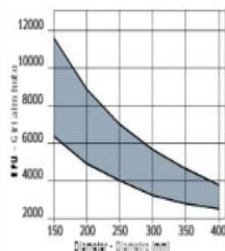
Crosscutting of Solid Wood: Ultimate

Wood Composites: Ultimate

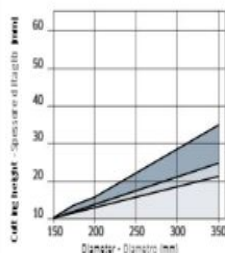
Plastic Materials: High



Teeth Features - Caratteristiche del dente



Minimum and maximum RPM based on the blade diameter.
Fascia di giri minimo e massimo consigliati in funzione del diametro della lama.



Maximum depth of rip and crosscut based on the blade diameter.
Altezza di taglio lungo e attraverso vena massima consentita in funzione del diametro della lama.

■ Solid wood ■ Wood-based materials ■ Plywood
Legno massiccio ■ Materiali su base legno ■ Multistrato

To peruse more comprehensive information on Freud® Tools Industrial Circular Saws, click on the link to [Industrial Saw Blades Catalog](#).

SPECIFICATIONS	
Manufacturer	Freud Tools
Arbor	30 mm
Diameter	180 mm
Kerf	2.0 mm
Teeth	56
Pinholes	2/7/42
Plate	1.4 mm
Note	