

Edge of Arlington Saw & Tool, Inc.

124 South Collins
 Arlington, TX 76010
 Phone: 817-461-7171 • Fax: 817-795-6651
 Toll Free: 888-461-7171
 Email: info@eoasaw.com
 Website: www.eoasaw.com



Item #LU2C24, Freud® Saw Blades to Cut Wooden Panels & Composites: LU2C Series **\$487.03**

Thank you for shopping with us!

. Carbide-Tipped Blade for Crosscutting Wooden Panels and Composites. ATB 15° tooth with positive cutting angle. Silver I.C.E. Coating prevents build-up on the blade surface and keeps the blade running cooler and cleaner.

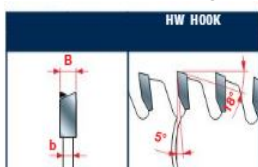
Machines: Circular saws, portable machines

Features: ATB 15° tooth with positive cutting angle

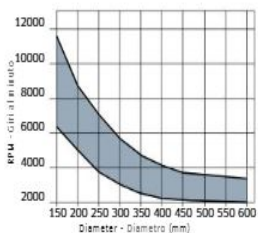
Material: Softwood, hard and exotic solid wood, chipboard, thermoplastic-wood composites, MDF laminated on one side

Ideal For: Sawblades suitable for crosscutting.

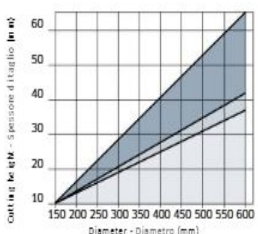
Crosscutting of Solid Wood: Ultimate
 Wood Composites: Ultimate
 Plastic Materials: High



Tooth features - Caratteristiche del dente



Minimum and maximum RPM based on the blade diameter.
 Fascia del N. giri minimo e massimo consigliati in funzione del diametro della lama.



Maximum depth of crosscut based on the blade diameter.
 Altezza di taglio trasverso vena massima consentita in funzione del diametro della lama.

Solid wood / Legno massiccio
 Wood-base materials / Materiali su base legno
 Plywood / Multistrato

To peruse more comprehensive information on Freud® Tools Industrial Circular Saws, click on the link to [Industrial Saw Blades Catalog](#).

SPECIFICATIONS

Manufacturer	Freud Tools
Diameter	550 mm
Arbor	30 mm
Kerf	4.8 mm
Teeth	156
Pinholes	2/10/60
Plate	3.5 mm