

## Edge of Arlington Saw & Tool, Inc.

124 South Collins  
Arlington, TX 76010  
Phone: 817-461-7171 • Fax: 817-795-6651  
Toll Free: 888-461-7171  
Email: [info@eoasaw.com](mailto:info@eoasaw.com)  
Website: [www.eoasaw.com](http://www.eoasaw.com)



### Item #LU2C15, Freud® Saw Blades to Cut Wooden Panels & Composites: LU2C Series \$146.10

Thank you for shopping with us!

Carbide-Tipped Blade for Crosscutting Wooden Panels and Composites. ATB 15° tooth with positive cutting angle. Silver I.C.E. Coating prevents build-up on the blade surface and keeps the blade running cooler and cleaner.

Machines: Circular saws, portable machines

Features: ATB 15° tooth with positive cutting angle

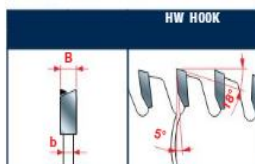
Material: Softwood, hard and exotic solid wood, chipboard, thermoplastic-wood composites, MDF laminated on one side

Ideal For: Sawblades suitable for crosscutting.

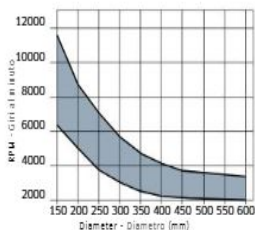
Crosscutting of Solid Wood: Ultimate

Wood Composites: Ultimate

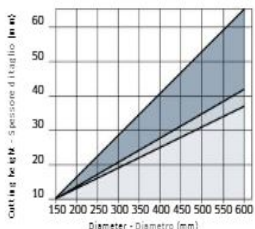
Plastic Materials: High



Tooth features - Caratteristiche del dente



Minimum and maximum RPM based on the blade diameter.  
Fascia dei giri minimo e massimo consigliati in funzione del diametro della lama.



Maximum depth of crosscut based on the blade diameter.  
Altezza di taglio massima consentita in funzione del diametro della lama.

■ Solid wood    ■ Wood-base materials    ■ Plywood  
Legno massiccio    Materiali su base legno    Multistrato

To peruse more comprehensive information on Freud® Tools Industrial Circular Saws, click on the link to [Industrial Saw Blades Catalog](#).

## SPECIFICATIONS

<b>Manufacturer</b>	Freud Tools
<b>Arbor</b>	30 mm
<b>Diameter</b>	300 mm
<b>Kerf</b>	3.2 mm
<b>Teeth</b>	96
<b>Pinholes</b>	2/7/42 + 2/9/46.4 + 2/10/60
<b>Plate</b>	2.2 mm
<b>Note</b>	