

Edge of Arlington Saw & Tool, Inc.

124 South Collins
Arlington, TX 76010
Phone: 817-461-7171 • Fax: 817-795-6651
Toll Free: 888-461-7171
Email: info@eoasaw.com
Website: www.eoasaw.com



Item #LU2C12, Freud® 250mm Dia, 30mm Arbor, 80mm Tooth Saw Blade to Cut Wooden Panels & Composites: LU2C Series **\$131.92**

Thank you for shopping with us!

Carbide-Tipped Blade for Crosscutting Wooden Panels and Composites. ATB 15° tooth with positive cutting angle. Silver I.C.E. Coating prevents build-up on the blade surface and keeps the blade running cooler and cleaner.

Machines: Circular saws, portable machines

Features: ATB 15° tooth with positive cutting angle

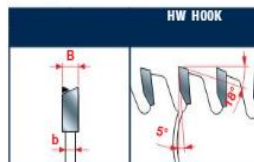
Material: Softwood, hard and exotic solid wood, chipboard, thermoplastic-wood composites, MDF laminated on one side

Ideal For: Sawblades suitable for crosscutting.

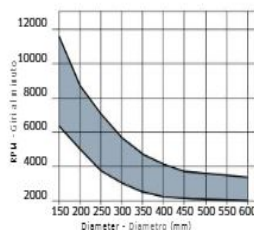
Crosscutting of Solid Wood: Ultimate

Wood Composites: Ultimate

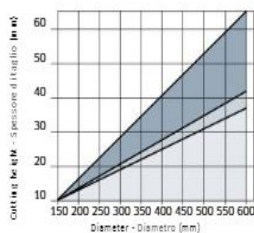
Plastic Materials: High



Tooth Features - Caratteristiche del dente



Minimum and maximum RPM based on the blade diameter.
Pescio del N. giri minimo e massimo consigliati in funzione del diametro della lama.



Maximum depth of crosscut based on the blade diameter.
Altezza di taglio trasverso vena massima consentita in funzione del diametro della lama.

■ Solid wood ■ Wood-base materials ■ Plywood
Legno massiccio Materiali su base legno Multistrato

To peruse more comprehensive information on Freud® Tools Industrial Circular Saws, click on the link to [Industrial Saw Blades Catalog](#).

SPECIFICATIONS	
Manufacturer	Freud Tools
Diameter	250 mm
Arbor	30 mm
Kerf	3.2 mm
Teeth	80
Pinholes	2/7/42 + 2/9/46.4 + 2/10/60
Plate	2.2 mm