

Edge of Arlington Saw & Tool, Inc.

124 South Collins
Arlington, TX 76010
Phone: 817-461-7171 • Fax: 817-795-6651
Toll Free: 888-461-7171
Email: info@eoasaw.com
Website: www.eoasaw.com



Item #LU2C09, Freud® Saw Blades to Cut Wooden Panels & Composites: LU2C Series \$92.88

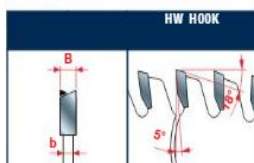
Thank you for shopping with us!

Carbide-Tipped Blade for Crosscutting Wooden Panels and Composites. ATB 15° tooth with positive cutting angle. Silver I.C.E. Coating prevents build-up on the blade surface and keeps the blade running cooler and cleaner.

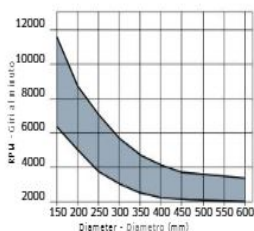
Machines: Circular saws, portable machines
Features: ATB 15° tooth with positive cutting angle
Material: Softwood, hard and exotic solid wood, chipboard, thermoplastic-wood composites, MDF laminated on one side

Ideal For: Sawblades suitable for crosscutting.

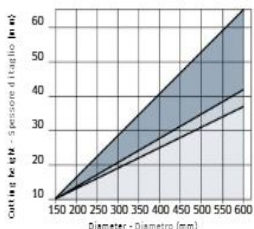
Crosscutting of Solid Wood: Ultimate
Wood Composites: Ultimate
Plastic Materials: High



Tooth features - Caratteristiche del dente



Minimum and maximum RPM based on the blade diameter.
Pascia dei N. giri minimo e massimo consigliati in funzione del diametro della lama.



Maximum depth of crosscut based on the blade diameter.
Altezza di taglio trasverso viene massima consentita in funzione del diametro della lama.

■ Solid wood
Legno massiccio

■ Wood-base materials
Materiali su base legno

■ Plywood
Multistrato

To peruse more comprehensive information on Freud® Tools Industrial Circular Saws, click on the link to [Industrial Saw Blades Catalog](#).

SPECIFICATIONS

Manufacturer	Freud Tools
Diameter	220 mm
Arbor	30 mm
Kerf	3.2 mm
Teeth	64
Pinholes	2/7/42
Plate	2.2 mm