

## Edge of Arlington Saw & Tool, Inc.

124 South Collins  
 Arlington, TX 76010  
 Phone: 817-461-7171 • Fax: 817-795-6651  
 Toll Free: 888-461-7171  
 Email: [info@eoasaw.com](mailto:info@eoasaw.com)  
 Website: [www.eoasaw.com](http://www.eoasaw.com)



### Item #LU2C02, Freud® Saw Blades to Cut Wooden Panels & Composites: LU2C Series

**\$70.64**

Thank you for shopping with us!

Carbide-Tipped Blade for Crosscutting Wooden Panels and Composites. ATB 15° tooth with positive cutting angle. Silver I.C.E. Coating prevents build-up on the blade surface and keeps the blade running cooler and cleaner.

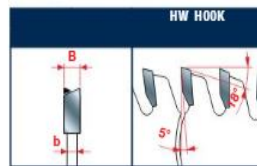
Machines: Circular saws, portable machines

Features: ATB 15° tooth with positive cutting angle

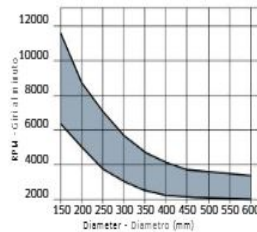
Material: Softwood, hard and exotic solid wood, chipboard, thermoplastic-wood composites, MDF laminated on one side

Ideal For: Sawblades suitable for crosscutting.

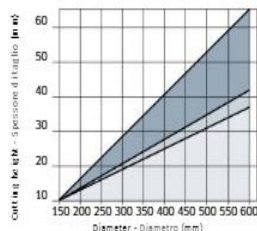
Crosscutting of Solid Wood: Ultimate  
 Wood Composites: Ultimate  
 Plastic Materials: High



Tooth features - Caratteristiche del dente



Minimum and maximum RPM based on the blade diameter.  
 Fascio del N. giri minimo e massimo consigliati in funzione del diametro della lama.



Maximum depth of crosscut based on the blade diameter.  
 Altezza di taglio trasverso vena massima consentita in funzione del diametro della lama.

Solid wood / Legno massiccio  
 Wood-base materials / Materiali su base legno  
 Plywood / Multistrato

To peruse more comprehensive information on Freud® Tools Industrial Circular Saws, click on the link to [Industrial Saw Blades Catalog](#).

## SPECIFICATIONS

<b>Manufacturer</b>	Freud Tools
<b>Diameter</b>	160 mm
<b>Arbor</b>	20 mm
<b>Kerf</b>	3.2 mm
<b>Teeth</b>	48
<b>Pinholes</b>	2/6/32
<b>Plate</b>	2.2 mm