

Edge of Arlington Saw & Tool, Inc.

124 South Collins
Arlington, TX 76010
Phone: 817-461-7171 • Fax: 817-795-6651
Toll Free: 888-461-7171
Email: info@eoasaw.com
Website: www.eoasaw.com



Item #LU2B11, Freud® Saw Blades to Cut Wooden Panels & Composites: LU2B Series

\$132.56

Thank you for shopping with us!

Carbide-Tipped Blade for Ripping and Crosscutting Wooden Panels and Composites.

ATB tooth with positive cutting angle. Silent Sawblade. Anti-vibration Design. Silver I.C.E. Coating prevents build-up on the blade surface and keeps the blade running cooler and cleaner

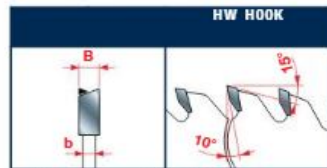
Machines: Circular saws, portable machines

Features: ATB 15 deg tooth with positive cutting angle

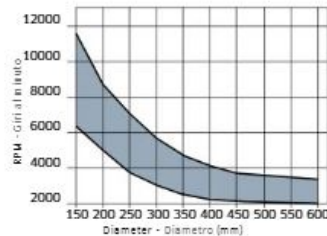
Material: Softwood, hard and exotic solid wood, unprocessed chipboard and plywood

Ideal For: Ripping and Crosscutting

Ripping of Solid Wood: High
Crosscutting of solid wood: Ultimate
Wood Composites: High

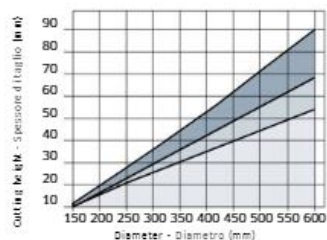


Tooth features - Caratteristiche del dente



Minimum and maximum RPM based on the blade diameter.

Fascia del N. giri minimo e massimo consigliati in funzione del diametro della lama.



Maximum depth of rip and crosscut based on the blade diameter.

Altezza di taglio lungo e trasverso vene massima consentita in funzione del diametro della lama.

■ Solid wood (Legno massiccio) ■ Wood-base materials (Materiali su base legno) ■ Plywood (Multistrato)

To peruse more comprehensive information on Freud® Tools Industrial Circular Saws, click on the link to [Industrial Saw Blades Catalog](#).

SPECIFICATIONS

Manufacturer	Freud Tools
Diameter	300 mm
Arbor	30 mm
Kerf	3.2 mm
Teeth	72
Pinholes	2/7/42 + 2/9/46.4 + 2/10/60
Plate	2.2 mm