

Edge of Arlington Saw & Tool, Inc.

124 South Collins
 Arlington, TX 76010
 Phone: 817-461-7171 • Fax: 817-795-6651
 Toll Free: 888-461-7171
 Email: info@eoasaw.com
 Website: www.eoasaw.com



Item #LU2B04, Freud® Saw Blades to Cut Wooden Panels & Composites: LU2B Series

Thank you for shopping with us!

CALL FOR AVAILABILITY & PRICE. Carbide-Tipped Blade for Ripping and Crosscutting Wooden Panels and Composites.

ATB tooth with positive cutting angle. Silent Sawblade. Anti-vibration Design. Silver I.C.E. Coating prevents build-up on the blade surface and keeps the blade running cooler and cleaner

Machines: Circular saws, portable machines

Features: ATB 15 deg tooth with positive cutting angle

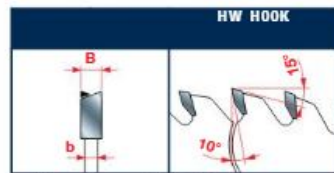
Material: Softwood, hard and exotic solid wood, unprocessed chipboard and plywood

Ideal For: Ripping and Crosscutting

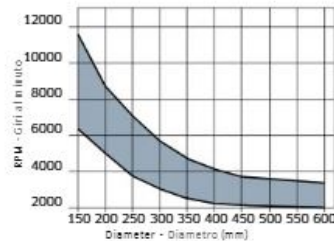
Ripping of Solid Wood: High

Crosscutting of solid wood: Ultimate

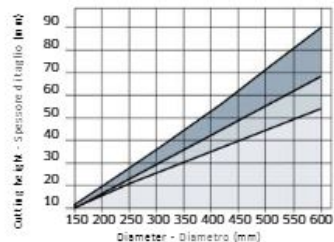
Wood Composites: High



Tooth features - Caratteristiche del dente



Minimum and maximum RPM based on the blade diameter.
 Fascie del N. giri minimo e massimo consigliati in funzione del diametro della lama.



Maximum depth of rip and crosscut based on the blade diameter.
 Altezza di taglio lungo e trasverso viene massima consentita in funzione del diametro della lama.

Solid wood
 Legno massiccio
 Wood-base materials
 Materiali su base legno
 Plywood
 Multistrato

To peruse more comprehensive information on Freud® Tools Industrial Circular Saws, click on the link to [Industrial Saw Blades Catalog](#).

SPECIFICATIONS

Manufacturer	Freud Tools
Arbor	30 mm
Diameter	216 mm
Kerf	3.2 mm
Teeth	48
Pinholes	
Plate	2.2 mm
Note	CALL FOR AVAILABILITY AND PRICE