

## Edge of Arlington Saw & Tool, Inc.

124 South Collins  
Arlington, TX 76010  
Phone: 817-461-7171 • Fax: 817-795-6651  
Toll Free: 888-461-7171  
Email: [info@eoasaw.com](mailto:info@eoasaw.com)  
Website: [www.eoasaw.com](http://www.eoasaw.com)



### Item #LU2A35, Freud® Saw Blades to Cut Wooden Panels & Composites: LU2A Series

**\$245.00**

Thank you for shopping with us!

Carbide-Tipped Blade for Ripping and Crosscutting Wooden Panels and Composites.

ATB tooth with positive cutting angle. Silent Sawblade. Anti-vibration Design. Silver I.C.E. Coating prevents build-up on the blade surface and keeps the blade running cooler and cleaner

Machines: Circular saws, portable machines

Features: ATB tooth with positive cutting angle

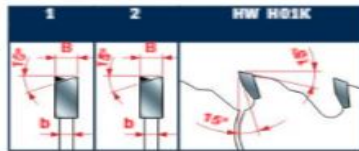
Material: Softwood and hard solid wood, unprocessed chipboard and plywood

Ideal For: Ripping and Crosscutting

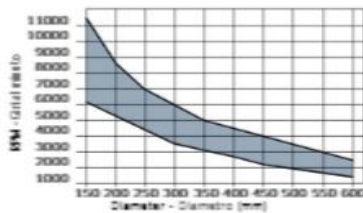
Ripping of Solid Wood: High

Crosscutting of Solid Wood: Ultimate

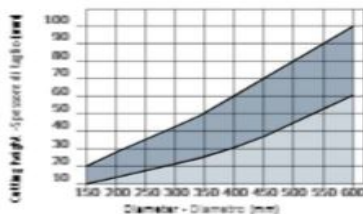
Wood Composites: High



Tooth features - Caratteristiche del dente



Minimum and maximum RPM based on the blade diameter.  
Reste del N. giri minimo e massimo consigliati in funzione del diametro della lama.



Maximum depth of rip and crosscut based on the blade diameter.  
Altezza di taglio lungo e traverso: vena massima consentita in funzione del diametro della lama.

■ Solid wood - Legno massiccio  
■ Wood-based materials - Materiali a base legno

To peruse more comprehensive information on Freud® Tools Industrial Circular Saws—correct saw blade use, informational tips, technical information—click on the link to [Industrial Saw Blades Catalog](#).

## SPECIFICATIONS

<b>Manufacturer</b>	Freud Tools
<b>Diameter</b>	450 mm
<b>Arbor</b>	30 mm
<b>Grind</b>	ATB 15 deg Tooth
<b>Kerf</b>	4.4 mm
<b>Teeth</b>	54
<b>Pinholes</b>	2/10/60
<b>Plate</b>	3.0 mm