

Edge of Arlington Saw & Tool, Inc.

124 South Collins
 Arlington, TX 76010
 Phone: 817-461-7171 • Fax: 817-795-6651
 Toll Free: 888-461-7171
 Email: info@eoasaw.com
 Website: www.eoasaw.com



Item #LU2A17, Freud® Saw Blades to Cut Wooden Panels & Composites: LU2A Series **\$88.07**

Thank you for shopping with us!

Carbide-Tipped Blade for Ripping and Crosscutting Wooden Panels and Composites.

ATB tooth with positive cutting angle. Silent Sawblade. Anti-vibration Design. Silver I.C.E. Coating prevents build-up on the blade surface and keeps the blade running cooler and cleaner

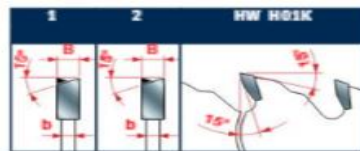
Machines: Circular saws, portable machines

Features: ATB tooth with positive cutting angle

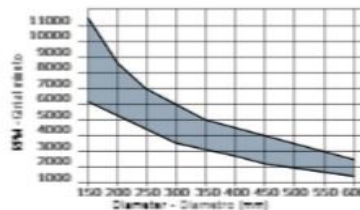
Material: Softwood and hard solid wood, unprocessed chipboard and plywood

Ideal For: Ripping and Crosscutting

Ripping of Solid Wood: High
 Crosscutting of Solid Wood: Ultimate
 Wood Composites: High

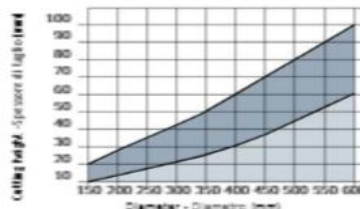


TOOTH FEATURES - Caratteristiche dei denti



Minimum and maximum RPM based on the blade diameter:

Tabella dei giri minimo e massimo consigliati in funzione del diametro della lama.



Maximum depth of rip and crosscut based on the blade diameter:

Altezza di taglio lungo e traverso varia massima consentita in funzione del diametro della lama.

■ Solid wood / Legno massiccio
 ■ Wood-base materials / Materiali su base legno

To peruse more comprehensive information on Freud® Tools Industrial Circular Saws—correct saw blade use, informational tips, technical information—click on the link to [Industrial Saw Blades Catalog](#).

SPECIFICATIONS

Manufacturer	Freud Tools
Diameter	250 mm
Arbor	30 mm
Grind	ATB 10 deg Tooth
Kerf	3.2 mm
Teeth	40
Pinholes	2/7/42 + 2/9/46.4 + 2/10/60
Plate	2.2 mm