

Edge of Arlington Saw & Tool, Inc.

124 South Collins
Arlington, TX 76010
Phone: 817-461-7171 • Fax: 817-795-6651
Toll Free: 888-461-7171
Email: info@eoasaw.com
Website: www.eoasaw.com



Item #LU2A06, Freud® Saw Blades to Cut Wooden Panels & Composites: LU2A Series

Thank you for shopping with us!

CALL FOR AVAILABILITY & PRICE

Carbide-Tipped Blade for Ripping and Crosscutting Wooden Panels and Composites.

ATB tooth with positive cutting angle. Silent Sawblade. Anti-vibration Design. Silver I.C.E. Coating prevents build-up on the blade surface and keeps the blade running cooler and cleaner

Machines: Circular saws, portable machines

Features: ATB tooth with positive cutting angle

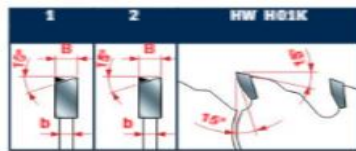
Material: Softwood and hard solid wood, unprocessed chipboard and plywood

Ideal For: Ripping and Crosscutting

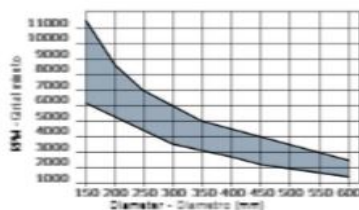
Ripping of Solid Wood: High

Crosscutting of Solid Wood: Ultimate

Wood Composites: High

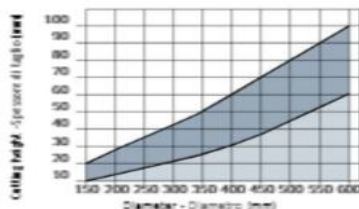


Tooth Features - Caratteristiche del dente



Minimum and maximum RPM based on the blade diameter.

Regole dei giri minimo e massimo consigliati in funzione del diametro della lama.



Maximum depth of rip and crosscut based on the blade diameter.

Altezza di taglio lungo e traverso: valore massimo consentita in funzione del diametro della lama.

■ Solid wood / Legno massiccio ■ Wood-base materials / Materiali su base legno

To peruse more comprehensive information on Freud® Tools Industrial Circular Saws—correct saw blade use, informational tips, technical information—click on the link to [Industrial Saw Blades Catalog](#).

SPECIFICATIONS

Manufacturer	Freud Tools
Arbor	30 mm
Diameter	190 mm
Grind	ATB 10 deg Tooth
Kerf	3.2 mm
Teeth	30
Pinholes	2/7/42
Plate	2.2 mm
Note	CALL FOR AVAILABILITY AND PRICE