

Edge of Arlington Saw & Tool, Inc.

124 South Collins
Arlington, TX 76010
Phone: 817-461-7171 • Fax: 817-795-6651
Toll Free: 888-461-7171
Email: info@eoasaw.com
Website: www.eoasaw.com



Item #LU1G01, Freud® Saw Blades to Cut Solid Wood - Rounded Teeth on the Side: LU1G Series \$89.00

Thank you for shopping with us!

Carbide-Tipped Blade to Cut Solid Wood. Straight tooth, rounded on the side, with positive cutting angle. Ripping and crosscutting with fine cutting finish and without scratching, in order to achieve a perfectly smoothed surface.

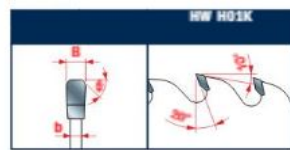
Silver I.C.E. Coating prevents build-up on the blade surface and keeps the blade running cooler and cleaner.

Machines: Table saws

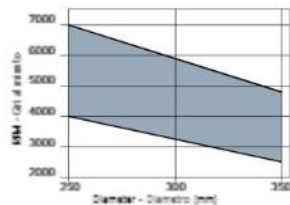
Features: Straight tooth, rounded on the side, with positive cutting angle

Material: Softwood

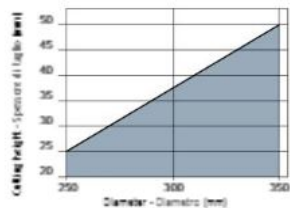
Ripping of Softwood: Ultimate



Tooth Features - Caratteristiche del dente



Minimum and maximum RPM based on the blade diameter.
Pecce dei giri minimo e massimo consigliati in funzione del diametro della lama.



Maximum depth of cut based on the blade diameter.
Altezza di taglio massima consentita in funzione del diametro della lama.

■ Solid wood
■ Legno massiccio

Comparison between the cut of a conventional saw blade and a saw blade equipped with teeth that is rounded on the side.
Confronto fra il taglio di una lama convenzionale e quello di una lama con denti a fianchi bombati.



Conventional saw blades
Lame convenzionali



LU1G saw blades
Lame LU1G

Ripping of softwood
Legno tenero lungo vene

Ultimate Eccellente	High Ottimo	Good Buono
●		

To peruse more comprehensive information on Freud® Tools Industrial Circular Saws, click on the link to [Industrial Saw Blades Catalog](#).

SPECIFICATIONS	
Diameter	250 mm
Arbor	30 mm
Kerf	3.0 mm
Pinholes	2/7/42 2/9/46.4 + 2/10/60
Plate	2.0 mm
Teeth	40
Manufacturer	Freud Tools