

Edge of Arlington Saw & Tool, Inc.

124 South Collins
Arlington, TX 76010
Phone: 817-461-7171 • Fax: 817-795-6651
Toll Free: 888-461-7171
Email: info@eoasaw.com
Website: www.eoasaw.com



Item #LU1C14, Freud® Saw Blades to Cut Solid Wood: LU1C Series

Thank you for shopping with us!

CALL FOR AVAILABILITY AND PRICE

Silent Saw Blade. Anti-Vibration Design. Suitable for ripping.

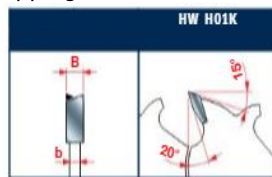
Silver I.C.E. Coating prevents build-up on the blade surface and keeps the blade running cooler and cleaner.

Machines: Table saws, multi-ripping machines

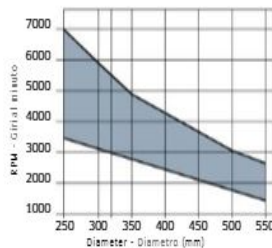
Features: ATB 10° tooth with positive cutting angle

Material: Softwood and hard solid wood and panels, also with loose knots

Ripping of softwood & hardwood: High

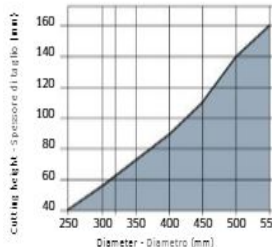


Tooth Features - Caratteristiche del dente



Minimum and maximum RPM based on the blade diameter.

Pascia dei N. giri minimo e massimo consigliati in funzione del diametro della lama.



Maximum depth of cut based on the blade diameter.
Altezza di taglio massima consentita in funzione del diametro della lama.

To peruse more comprehensive information on Freud® Tools Industrial Circular Saws, click on the link to [Industrial Saw Blades Catalog](#).

SPECIFICATIONS

Diameter	450 mm
Arbor	30 mm
Kerf	4.4 mm
Pinholes	2/10/60
Plate	3.0 mm
Teeth	38
Manufacturer	Freud Tools
Note	CALL FOR AVAILABILITY AND PRICE