

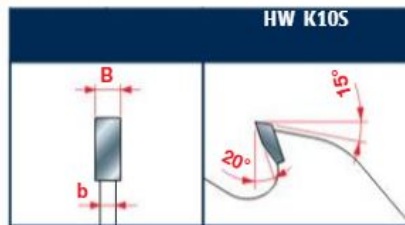
## Edge of Arlington Saw & Tool, Inc.

124 South Collins  
Arlington, TX 76010  
Phone: 817-461-7171 • Fax: 817-795-6651  
Toll Free: 888-461-7171  
Email: [info@eoasaw.com](mailto:info@eoasaw.com)  
Website: [www.eoasaw.com](http://www.eoasaw.com)

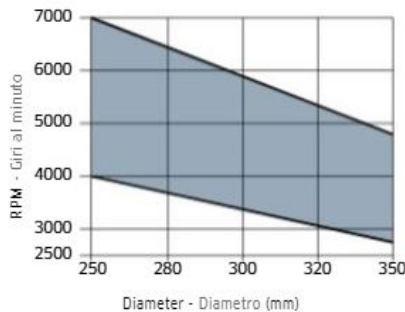


### Item #LM0714, Freud® Tools Shoulder Thick Kerf Saw Blades with Rakers - LM07 Series

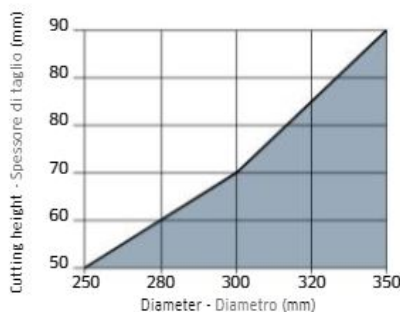
Thank you for shopping with us! **CALL FOR AVAILABILITY AND PRICE** Freud is one of the few woodworking tool manufacturers in the world that produces its own Micrograin Carbide for each tool application. Saw blades for ripping. Essential for ensuring correct distribution of lateral forces created by crooked plank in heavy duty use. Use as a shoulder saw blade on multi-ripping machines. Machines: Multi-ripping machines Features: Flat tooth Material: Solid hardwood and softwood, dried and wet. Ripping of softwood & hardwood: High



Tooth features - Caratteristiche del dente



Minimum and maximum RPM based on the blade diameter.  
Fascia del N. giri minimo e massimo consigliati in funzione del diametro della lama.



Maximum depth of cut based on the blade diameter.  
Altezza di taglio massima consentita in funzione del diametro della lama.

■ Solid wood  
■ Legno massiccio

To peruse more comprehensive information on Freud® Tools Industrial Circular Saws, click on the link to [Industrial Saw Blades Catalog](#).

## SPECIFICATIONS

<b>Diameter</b>	350 mm
<b>Arbor</b>	80 mm
<b>Kerf</b>	5.5 mm
<b>Pinholes</b>	4CH 21x5
<b>Plate</b>	3.5 mm
<b>Teeth</b>	24+2+4
<b>Manufacturer</b>	Freud Tools
<b>Note</b>	CALL FOR AVAILABILITY AND PRICE