

Edge of Arlington Saw & Tool, Inc.

124 South Collins
 Arlington, TX 76010
 Phone: 817-461-7171 • Fax: 817-795-6651
 Toll Free: 888-461-7171
 Email: info@eoasaw.com
 Website: www.eoasaw.com



Item #LG2C12, Freud® Saw Blades to Cut Wooden Panels & Composites: LG2C Series

Thank you for shopping with us!

CALL FOR AVAILABILITY AND PRICE

Saw blades suitable for crosscutting. Silver I.C.E. Coating prevents build-up on the blade surface and keeps the blade running cooler and cleaner.

Machines: Circular saws, portable machines

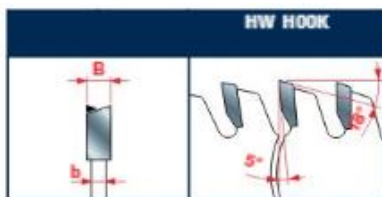
Features: ATB 15° tooth with positive cutting angle

Material: Softwood, hard and exotic solid wood, chipboard, thermoplastic-wood composites, MDF laminated on one side

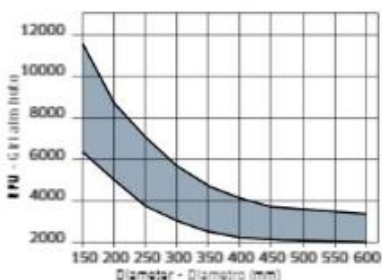
Crosscutting of solid wood: High

Plastic materials: High

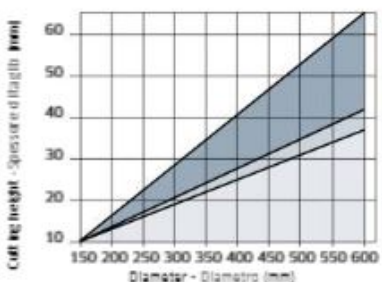
Wood composites: High



Tooth features - Caratteristiche del dente



Minimum and maximum RPM based on the blade diameter.
 Fascia dei N. giri minimo e massimo consigliati in funzione del diametro della lama.



Maximum depth of crosscut based on the blade diameter.
 Altezza di taglio travaso viene massima consentita in funzione del diametro della lama.

Solid wood
 Legno massiccio

Wood-base materials
 Materiali su base legno

Plywood
 Multistrato

SPECIFICATIONS

Manufacturer	Freud Tools
Arbor	30 mm
Diameter	250 mm
Kerf	3.2 mm
Teeth	80
Pinholes	2/7/42 + 2/9/46.4 + 2/10/60
Plate	2.2 mm
Note	CALL FOR AVAILABILITY AND PRICE