

Edge of Arlington Saw & Tool, Inc.

124 South Collins
Arlington, TX 76010
Phone: 817-461-7171 • Fax: 817-795-6651
Toll Free: 888-461-7171
Email: info@eoasaw.com
Website: www.eoasaw.com



Item #LG2B16, Freud® Saw Blades to Cut Wooden Panels & Composites: LG2B Series

Thank you for shopping with us!

CALL FOR AVAILABILITY AND PRICE

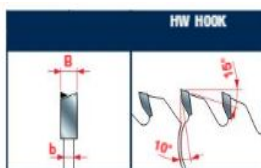
Saw blades suitable for ripping and crosscutting. Silver I.C.E. Coating prevents build-up on the blade surface and keeps the blade running cooler and cleaner.

Machines: Circular saws, portable machines

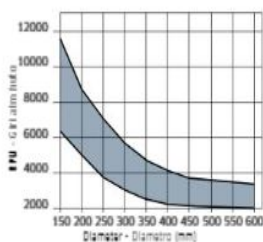
Features: ATB 15° tooth with positive cutting angle

Material: Softwood, hard and exotic solid wood, unprocessed chipboard and plywood

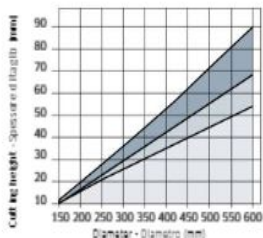
Ripping of solid wood: High
Crosscutting of solid wood: High
Wood composites: High



Tooth features - Caratteristiche del dente



Minimum and maximum RPM based on the blade diameter.
Fascia dei giri minimo e massimo consigliati in funzione del diametro della lama.



Maximum depth of rip and crosscut based on the blade diameter.
Altezza di taglio lungo e trasverso viene massima consentita in funzione del diametro della lama.

■ Solid wood (Legno massiccio) ■ Wood-base materials (Materiali su base legno) ■ Plywood (Multistrato)

To peruse more comprehensive information on Freud® Tools Industrial Circular Saws, click on the link to [Industrial Saw Blades Catalog](#).

SPECIFICATIONS

Manufacturer	Freud Tools
Arbor	30 mm
Diameter	350 mm
Kerf	3.5 mm
Pinholes	2/9/46.4 + 2/10/60
Teeth	84
Plate	2.5 mm
Note	CALL FOR AVAILABILITY AND PRICE