

Edge of Arlington Saw & Tool, Inc.

124 South Collins
Arlington, TX 76010
Phone: 817-461-7171 • Fax: 817-795-6651
Toll Free: 888-461-7171
Email: info@eoasaw.com
Website: www.eoasaw.com

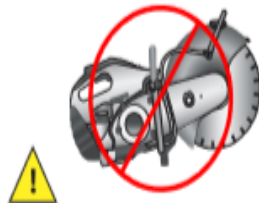


Item #DB12-120, Amana A.G.E. Series Demolition Saw Blades: FT Grind

\$58.28

Thank you for shopping with us!

Cuts through most building materials. Designed to cut through roofing shingles, wood, nails, and non-ferrous materials. Each blade comes with two serrated reduction bushings for bore sizes compatible with several machinery manufacturers. **NOTE:** Due to the rough applications for which these blades may be used, they are not guaranteed. DB12-120: One of Amana's most popular blades. **Warning! Demolition blades are NOT to be used on multi-purpose cut-off saws or gas powered saws.** The teeth of such a blade can catch in the workpiece and cause reactive forces, including kickback. The heavier weight of such blades can increase kickback forces and the aggressive tooth design can cause more severe injuries from the blade contact. According to OSHA's Directorate of Compliance Programs from 1999, portable machines using only circular saw blades would become "the functional equivalent of a circular saw" and would, therefore, require guards for both the upper and lower portions of the blade. For the above mentioned reasons, Amana Tool® does not authorize the use of the carbide-tipped circular saw blades on all gas powered cutting-off machines, and, in fact, strongly warns against it. **While working with this blade, consult machine owner's manual and follow all instructions and safety procedures, including wearing safety goggles at**

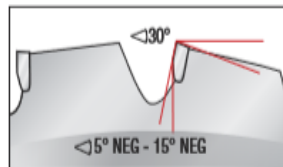


WARNING: Not to be used on multi-purpose cut-off or gas powered saws.


all times.




FT w/45°
BEVEL GRIND


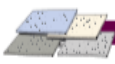



VERY TIGHT SIDE & TOP CLEARANCE TO
SLICE THROUGH ANY MATERIAL.



DEMOLITION/RESCUE



	DEMOLITION EMERGENCY	EXCELLENT ✓
	ROOFING SHINGLES	EXCELLENT ✓
	NON-FERROUS ALLOYS	EXCELLENT ✓

SPECIFICATIONS

Manufacturer	Amana Tool
Diameter	12 in
Bore	1 in
Grind	FT w/45 deg Bevel Grind
Includes	2 Bushings - 1 in - 7/8 in & 1 in - 20 mm
Hook Angle	-15 deg
Kerf	0.134 in
Note	Due to the rough applications for which these blades may be used, they are not guaranteed. One of Amana's most popular blades.
Plate	0.098 in
RPM	6,200
Teeth	12