

## Edge of Arlington Saw & Tool, Inc.

124 South Collins  
 Arlington, TX 76010  
 Phone: 817-461-7171 • Fax: 817-795-6651  
 Toll Free: 888-461-7171  
 Email: [info@eoasaw.com](mailto:info@eoasaw.com)  
 Website: [www.eoasaw.com](http://www.eoasaw.com)

### Item #601-360, Amana Timberline Jigsaw Blade Sets: T-Shank - 10 Piece Set




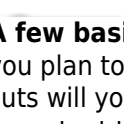
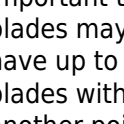
**\$12.22**

Thank you for shopping with us!

*Timberline® T-Shank jigsaw blades easily cut material quickly, smoothly, and precisely in today's conventional and specialized materials.*



#### Complete 10 Piece Set T-Shank Jigsaw Set - 601-360

	B	L	TPI	Blade Type	Application	Shank	Pcs	Tool No.
	3"	4"	6	High Carbon Steel	Wood	T	2	601-300
	3"	4"	10	High Carbon Steel	Wood	T	2	601-302
	2-5/16"	3-1/4"	21	High Carbon Steel	Wood	T	2	601-304
	2-5/8"	3-5/8"	24	High Carbon Steel	Thin Metals	T	2	601-310
	2-5/8"	3-5/8"	14	Bi-Metal	Thin Metals	T	2	601-312

**A few basic facts before selecting the proper blade:** What type of material do you plan to cut (wood, metal, plastic, laminate, ceramic, or fiberglass)? What type of cuts will you be making (tight cuts, rough cuts, or a combination)? One of the most important things is the number of blade teeth per inch. Timberline® woodcutting blades may have as many as 21 teeth per inch, while the metal-cutting blades may have up to 24 or more. The fewer the teeth, the faster the blade will cut. However, blades with fewer teeth also mean a rougher finish. The material thickness is another point to consider when choosing blades. As a rule, at least three blade teeth should be simultaneously cutting the material at all times. This means thinner material should be cut with a blade with as fine teeth as possible. Most jigsaw blades are made from carbon steel. These are great blades for cutting wood, but bi-metal blades are recommended for cutting metal. Bi-metal blades have extremely hard steel teeth joined to a blade body of softer carbon steel. The high-strength teeth maintain an edge much longer than carbon steel. While the carbon steel allows the blade to bend, somewhat, during use. Be sure the style of the blade you select is compatible with your jigsaw. Some saws accept T-style blades while others accept U-style blades. Some saws will accept either type of blade.

## SPECIFICATIONS

**Includes** Amana Timberline Jigsaw Blade Sets: T-Shank - 10 Piece Set: Wood/Plywood/Thin Metals - 2 Pieces Each

**Manufacturer** Amana Tool