


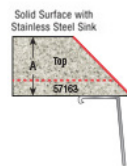
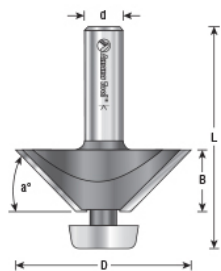
## Edge of Arlington Saw & Tool, Inc.

124 South Collins  
Arlington, TX 76010  
Phone: 817-461-7171 • Fax: 817-795-6651  
Toll Free: 888-461-7171  
Email: [info@eoasaw.com](mailto:info@eoasaw.com)  
Website: [www.eoasaw.com](http://www.eoasaw.com)

### Item #57163, Amana Tool Karran® Carbide-Tipped Lansen Edge Sink Solid Surface 2-3/8" Dia x 13/16" CH x 45 Deg Bevel x 1/2" Shank **\$134.18**

Thank you for shopping with us!

This bit is designed specifically for use for the Karran® stainless steel edge sinks for laminate and 1/2" solid surface materials. The bits trim the countertop edge after the bowl is mounted.



## SPECIFICATIONS

|                                     |                            |
|-------------------------------------|----------------------------|
| <b>Manufacturer</b>                 | Amana Tool                 |
| <b>Diameter</b>                     | 2 3/8 in                   |
| <b>Cut Depth</b>                    | 1/2 or 3/4 in              |
| <b>Cut Height, Length, or Width</b> | 13/16 in                   |
| <b>Replacement Parts</b>            | #67147 screw               |
| <b>Bearing(s)</b>                   | Ultra-Glide bearing #47765 |
| <b>Flute</b>                        | 2 w/Nylon Bearing          |
| <b>Note</b>                         | --                         |
| <b>Overall Length</b>               | 2 7/8 in                   |
| <b>Shank</b>                        | 1/2 in                     |
| <b>Type</b>                         | Bevel                      |
| <b>Angle</b>                        | 45 deg                     |