

Edge of Arlington Saw & Tool, Inc.

124 South Collins

Arlington, TX 76010

Phone:817-461-7171 • Fax: 817-795-6651

Toll Free: 888-461-7171

Email: info@eoasaw.com


Website: www.eoasaw.com

**Item #45781, Amana Tool SC V-Groove 108° Folding for
Comp Material Panels 1/2" Dia. x 1/4" Shank, ZrN Coated
Router Bit**

\$74.66

Thank you for shopping with us!

Max RPM: 28,000



The carbide cutting tip is brazed to a steel shank specially designed to cut grooves in composite building materials. Routing V-shaped grooves, whereby the aluminum cover and a part of the polyethylene core is removed, allows folding/creasing the remaining material by hand. Special Amana-grade carbide provides much longer tool life, especially compared to carbide-tipped tooling.

Composite Material Panels like TCM, CCM, and ACM are widely used for cladding many diverse exterior and interior applications, such as office buildings, hospitals, convention centers, airports, and hotels. The long-lasting durability of the material makes it an excellent choice for buildings, signage, displays, etc.

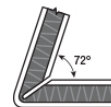
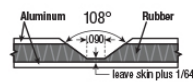
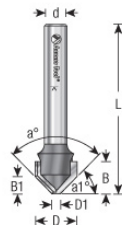
For scoring aluminum Composite Materials including:

- Aluminum, Clay, Zinc & Wood Composite Panels
- Aluminum Composite Materials (ACM)
- Aluminum Composite Panel (ACP)*
- ALPOLIC® Copper Composite Material (CCM)
- Alucobond®
- Alupanel®
- Dibond®
- Durabond**
- e-panel™
- Etalbond®
- Phenolics
- Plastic/Acrylic
- Plexiglas®
- Stainless Steel Composite Material (SCM)
- Titanium Composite Material (TCM)
- Wood
- Acrylonitrile-Butadiene-Styrene (ABS)
- Lexan™

*Aluminum Composite Panel (ACP) is a type of ACM flat panel that consists of two thin aluminum sheets bonded to a non-aluminum core. ACPs are frequently used for external cladding or facades of buildings, insulation, and signage. **Durabond is a polyethylene core with 0.3mm colored aluminum sheet on either side, pre-finished requiring no decoration.

Benefits of Zirconium Nitride (ZrN) Coating

Creates a harder and tougher cutting edge, allows for a prolonged cutting edge life and helps to prevent the build-up of material in the flutes while cutting. Has the tendency to run/spin much faster than an uncoated tool. Optimized flute geometry and low Total Indicated Runout (TIR) guarantees clean cuts; essentially eliminates sanding and reduces chatter (where the machine or work-piece vibrates) under high chip loads (when used with low TIR spindles). High flute volume supports high feed rates and chip loads. High aspect ratio for single pass deep-reach cutting. Flute geometry optimized for cutting sign foam, sign board, hardwoods, thermoplastics, and phenolic composites.



SPECIFICATIONS

Manufacturer

Amana Tool

Diameter

1/2 in

SPECIFICATIONS

B1	5/32 in
Cut Height, Length, or Width	3/8 in
Diameter (D1)	0.090 in
Overall Length	2 1/8 in
Shank	1/4 in
Angle	108 deg