

Edge of Arlington Saw & Tool, Inc.

124 South Collins

Arlington, TX 76010

Phone: 817-461-7171 • Fax: 817-795-6651

Toll Free: 888-461-7171

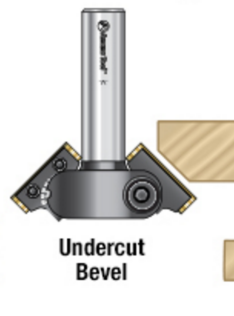
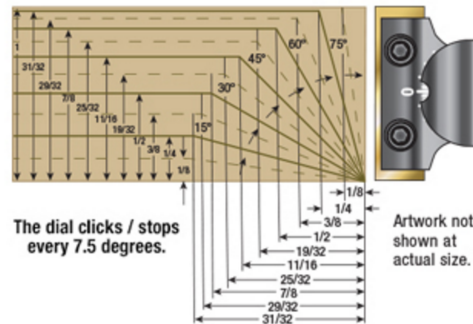
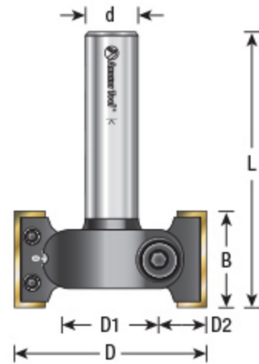
Email: info@eoasaw.com

Website: www.eoasaw.com



Amana Tool In-Bevel™ Insert Adjustable Chamfer

Thank you for shopping with us! In-Bevel™ insert router bit complete with two cutting flutes. Suitable for producing chamfer, rabbet, bevel, and spoilboard cuts at various angles in softwood, hardwood, and man-made boards. The dial clicks/stops every 7.5° by using a notched scale. Good for use in CNC machine, handheld router, and router table machines. Insert knives are coated for longer cutting life with two cutting edges that allow users to rotate the knife when one side becomes dull. The dial clicks/stops every 7.5 degrees. General purpose knife: #RCK-460 Optional Special carbide grade for long lasting MDF work: #RCK-462 Bit tolerance is (+) (-) 0.5°



Excellent for cutting: Man-Made Boards Plastic/Acrylic Hardwood/Softwood Ultra-High-Molecular-Weight Polyethylene (UHMWPE)

Item #	Manufacturer	Diameter	Cut Height, Length, or Width	Diameter (D1)	Replacement Parts	Diameter (D2)	Knives	Overall Length	Shank	RPM	Price
RC-2375	Amana Tool	1 7/8 in	31/32 in	25mm	Screw: #67133	11.5mm	Gen Purpose #RCK-460 (2); Optional Special carbide grade for long lasting MDF work #RCK-462 (2)	2 13/16 in	1/2 in	16,000	\$302.31
