

Edge of Arlington Saw & Tool, Inc.

124 South Collins
 Arlington, TX 76010
 Phone: 817-461-7171 • Fax: 817-795-6651
 Toll Free: 888-461-7171
 Email: info@eoasaw.com
 Website: www.eoasaw.com

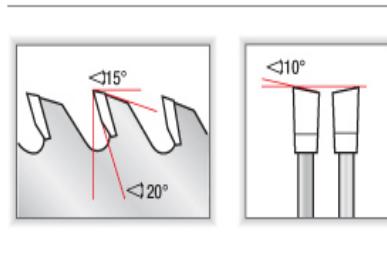








Amana A.G.E. Series Ripping Saw Blades: Thin Kerf, ATB Grind

Thank you for shopping with us!

Thin Kerf: Ideal for underpowered saws. The low tooth count and large gullets combine to make these blades fast and aggressive. The absolutely flat, laser-cut body ensures precise cuts. The laser-cut expansion slots virtually eliminate vibration and noise. Suitable for use in table saws or gang-rip saws. Thin kerf blades reduce waste in expensive materials and require less horsepower to operate. The low tooth count and large gullets combine with the thin kerf to make these blades fast cutting.

Warning: Not recommended for cutting non-ferrous alloys, plastic, laminate, and melamine.



	NOT RECOMMENDED	FAIR	GOOD	EXCELLENT
 RIPPING	[Full length bar]			
 CROSSCUT	[Shorter bar]			
 NON-FERROUS ALLOYS	[Bar with red X]			
 PLASTIC	[Bar with red X]			
 LAMINATE	[Bar with red X]			
 MELAMINE	[Bar with red X]			

Item #	Manufacturer	Diameter	Bore	Hook Angle	Kerf	Note	Plate	RPM	Teeth	Price
--------	--------------	----------	------	------------	------	------	-------	-----	-------	-------

MD8-220TB	Amana Tool	8 in	5/8 in	20 deg	0.087 in	5/8 in arbor with diamond knockout.	0.063 in	7,600	22	\$43.05
MD10-240TB	Amana Tool	10 in	5/8 in	20 deg	0.094 in	A most popular saw blade	0.071 in	6,100	24	\$49.35
