

## Edge of Arlington Saw & Tool, Inc.

124 South Collins

Arlington, TX 76010

Phone: 817-461-7171 • Fax: 817-795-6651

Toll Free: 888-461-7171

Email: [info@eoasaw.com](mailto:info@eoasaw.com)

Website: [www.eoasaw.com](http://www.eoasaw.com)




### Amana A.G.E. Series Plywood / Laminate Saw Blades: TCG Grind

Thank you for shopping with us!

**Designed for clean cuts in plywood and single-sided laminates.** These blades are specifically designed for clean cuts in plywood and single-sided laminates. The greater number of teeth, triple-chip grind, and 10° to 12° hook angle provide an excellent balance between feed resistance and finish. For a chip-free edge on both top and bottom sides of the double-sided laminates, it is recommended to use [a scoring blade](#) along with these blades. **Warning:** Not recommended for cutting non-ferrous alloys and

	NOT RECOMMENDED	FAIR	GOOD	EXCELLENT
CHIPBOARD	[Yellow bar]			
MDF	[Yellow bar]			
LAMINATE	[Yellow bar]			
CROSSCUT	[Yellow bar]			
PLYWOOD	[Yellow bar]			
RIPPING	[Yellow bar]			
NON-FERROUS ALLOYS	[Red X]			
MELAMINE	[Red X]			

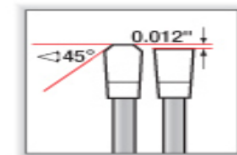
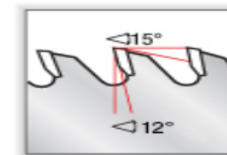
melamine.



Soft / Hardwood Crosscut



Plastic Laminate, Single & Double Sided



Item #	Manufacturer	Diameter	Bore	Hook Angle	Kerf	Note	Pinholes	Plate	RPM	Teeth	Price
MD8-601	Amana Tool	8 in	5/8 in	10 deg	0.118 in	5/8 in arbor with diamond knockout.	--	0.078 in	9,500	60	<b>\$69.08</b>
MD220-T641	Amana Tool	220 mm	30 mm	10 deg	0.126 in	For use in Holtz-Her panel saw	30mm bore accepts: 2/10/60, 2/7/42, 2/9/46	0.087 in	8,700	64	<b>\$83.06</b>
MD10-601	Amana Tool	10 in	5/8 in	12 deg	0.126 in	A most popular saw blade	--	0.087 in	7,600	60	<b>\$68.59</b>
MD10-601R	Amana Tool	10 in	5/8 in	12 deg	0.126 in	ArmorMax non-stick coating	--	0.087 in	7,600	60	<b>\$73.39</b>
MD10-601-30	Amana Tool	10 in	30 mm	12 deg	0.126 in	--	30mm bore accepts: 2/10/60, 2/7/42, 2/9/46	0.087 in	7,600	60	<b>\$68.59</b>
MD10-801	Amana Tool	10 in	5/8 in	10 deg	0.126 in	A most popular saw blade	--	0.087 in	7,600	80	<b>\$86.89</b>
MD10-801-30	Amana Tool	10 in	30 mm	10 deg	0.126 in	--	30mm bore accepts: 2/10/60, 2/7/42, 2/9/46	0.087 in	7,600	80	<b>\$86.89</b>
MD250-801-30	Amana Tool	250 mm	30 mm	10 deg	0.126 in	--	30mm bore accepts: 2/10/60, 2/7/42, 2/9/46	0.087 in	7,600	80	<b>\$86.89</b>
MD12-601	Amana Tool	12 in	1 in	10 deg	0.126 in	--	--	0.087 in	6,200	60	<b>\$98.70</b>
MD12-721	Amana Tool	12 in	1 in	12 deg	0.126 in	--	--	0.087 in	6,200	72	<b>\$87.00</b>
MD12-721-30	Amana Tool	300 mm	30 mm	10 deg	0.126 in	--	30mm bore accepts: 2/10/60, 2/7/42, 2/9/46	0.087 in	6,200	72	<b>\$87.00</b>
MD12-961-30	Amana Tool	300 mm	30 mm	10 deg	0.138 in	--	30mm bore accepts: 2/10/60, 2/7/42, 2/9/46	0.098 in	6,200	96	<b>\$107.63</b>

MD14-801	Amana Tool	14 in	1 in	10 deg	0.150 in	--	--	0.110 in	5,300	80	<b>\$134.59</b>
MD16-121	Amana Tool	16 in	1 in	10 deg	0.138 in	--	--	0.100 in	4,700	120	<b>\$166.88</b>
MD12-961	Amana Tool	12 in	1 in	10 deg	0.138 in	A most popular saw blade		0.098 in	7,600	96	<b>\$107.63</b>
MD10-401	Amana Tool	10 in	5/8 in	12 deg	0.126 in	--	--	0.087 in	7,600	40	<b>\$67.88</b>
MD20-121	Amana Tool	20 in	1 in	10 deg	0.173 in	--	--	0.110 in	3,700	120	<b>\$281.93</b>