

Edge of Arlington Saw & Tool, Inc.

124 South Collins

Arlington, TX 76010

Phone: 817-461-7171 • Fax: 817-795-6651

Toll Free: 888-461-7171

Email: info@eoasaw.com

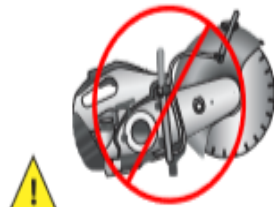
Website: www.eoasaw.com



Amana A.G.E. Series Demolition Saw Blades: FT Grind

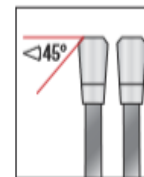
Thank you for shopping with us!

Cuts through most building materials. Designed to cut through roofing shingles, wood, nails, and non-ferrous materials. Each blade comes with two serrated reduction bushings for bore sizes compatible with several machinery manufacturers. **NOTE:** Due to the rough applications for which these blades may be used, they are not guaranteed. **Warning! Demolition blades are NOT to be used on multi-purpose cut-off saws or gas powered saws.** The teeth of such a blade can catch in the workpiece and cause reactive forces, including kickback. The heavier weight of such blades can increase kickback forces and the aggressive tooth design can cause more severe injuries from the blade contact. According to OSHA's Directorate of Compliance Programs from 1999, portable machines using only circular saw blades would become "the functional equivalent of a circular saw" and would, therefore, require guards for both the upper and lower portions of the blade. For the above mentioned reasons, Amana Tool® does not authorize the use of the carbide-tipped circular saw blades on all gas powered cutting-off machines, and, in fact, strongly warns against it. **While working with this blade, consult machine owner's manual and follow all instructions and safety procedures, including wearing safety**

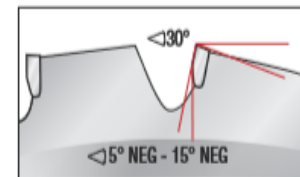


WARNING: Not to be used on multi-purpose cut-off or gas powered saws.


goggles at all times.



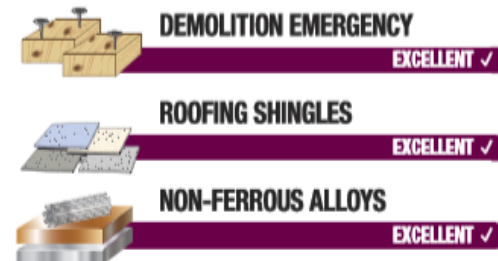
FT w/45°
BEVEL GRIND



VERY TIGHT SIDE & TOP CLEARANCE TO
SLICE THROUGH ANY MATERIAL.



DEMOLITION/RESCUE



Item #	Manufacturer	Diameter	Bore	Grind	Includes	Hook Angle	Kerf	Note	Plate	RPM	Teeth	Price
DB12-120	Amana Tool	12 in	1 in	FT w/45 deg Bevel Grind	2 Bushings - 1 in - 7/8 in & 1 in - 20 mm	-15 deg	0.134 in	Due to the rough applications for which these blades may be used, they are not guaranteed. One of Amana's most popular blades.	0.098 in	6,200	12	\$58.28
DB12-240	Amana Tool	12 in	1 in	FT w/45 deg Bevel Grind	2 Bushings - 1 in - 7/8 in & 1 in - 20 mm	-15 deg	0.134 in	Due to the rough applications for which these blades may be used, they are not guaranteed. One of Amana's most popular blades.	0.098 in	6,200	24	\$71.21
DB14-240	Amana Tool	14 in	1 in	FT w/45 deg Bevel Grind	2 Bushings - 1 in - 7/8 in & 1 in - 20 mm	-15 deg	0.157 in	Due to the rough applications for which these blades may be used, they are not guaranteed. One of Amana's most popular blades.	0.110 in	6,200	24	\$98.89